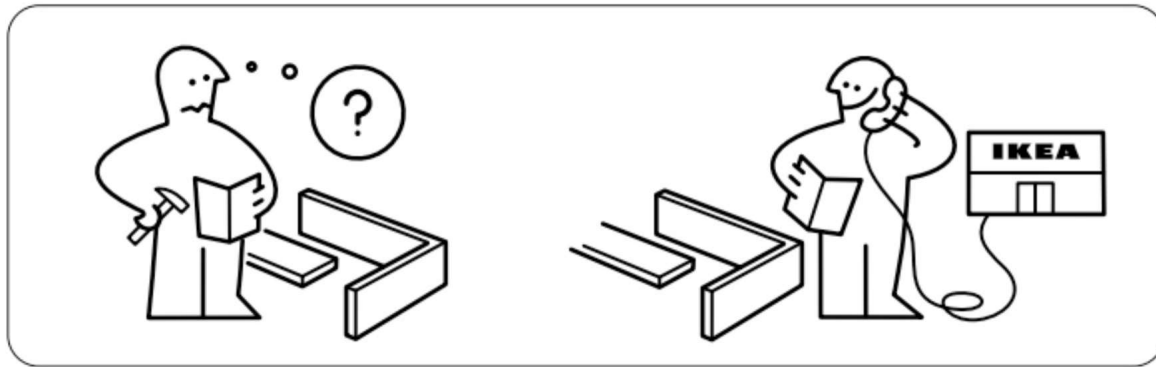




FMW Renovation Update

June 23, 2019



— Some assembly required


Monday 🌞

We hope that our new **ELEVÅTÖR** kit will arrive this Wednesday and that the instructions will be understandable.

With 30 or more workers of varying trades on site every day, things are bound to happen, and so they do.

Sometimes the thing is new, and sometimes it's a repair of something that did not come out quite right.

Today, two masons do both. They grout the new stone on the lower Lobby wall.



They also tear up part of the brick patio so that work can be done to isolate and repair a stubborn leak into the Storage Room below.



Seven carpenters install Assembly Room trim and window trim and drywall the jamb for the Assembly Room bathroom door relocation.

Six concrete workers demolish and haul away a bad stretch of front sidewalk.



Two stair installers finish the Lobby stair treads.

Three painters paint exterior trim.

Douglas and Mario work on exterior wall panels.

Tyrone and Tyrone work on holes for retaining wall guardrail.



Three electricians work on fire alarm wiring.

Three plasterers patch holes left by fire alarm work and patch kitchen ceiling.

Tuesday ⚡

Five carpenters begin work to clean up the interior of the Quaker House main entrance — not one of the Meeting's scenic wonders.



Three electricians also work on this area and continue to install fire alarm equipment.

Three plasterers continue to repair walls here and there.



One flooring supervisor comes and determines that the corridor subfloors are still not dry enough to install the maple flooring.

Four roofers install metal roofing at the Lobby entrance and flashing for the stone wall at the back of the Lobby.

Two HVAC workers continue work to bring all the HVAC units on line.

Two painters apply the finish coat to the ground floor spaces.

Seven concrete workers pour a section of the front sidewalk.



Douglas, Mario, Tyrone, and Tyrone continue as yesterday.

Two masons restore the bricks to the Quaker House patio, with the Storage Room leak presumably cured.

The new Carriage House room gains a wall of cabinets.



Wednesday ⚡

The elevator arrives.

It comes all in pieces, so as to fit through the door. It will be assembled by Schindler Elevator professional installers, so presumably there will not be any pieces left over.



Five carpenters work to reconfigure the trash alcove wall and gate as instructed by our architects, who feel that the first version was a little oppressive.

Five concrete workers prepare for a concrete pour to replace the Florida Avenue sidewalk we tore up.



Two plasterers patch more holes.


One flooring installer starts to install stair nosing.

Three iron workers measure for stair railings.

Douglas, Mario, Tyrone, and Tyrone continue with exterior panels and fence post holes.

Two electricians continue with fire alarm work.

Two masons start to construct short stone columns at the entrance.



Two painters paint doors and columns in the Lobby.

Two HVAC workers fix a leak in the newest condensing unit.

Thursday ☀️

A quieter day. Elevator resting from its journey.

Seven concrete workers pour the sidewalk on Florida Avenue and excavate for more work at the entrance ramp and Carriage House planter.



Three electricians do fire alarm work. The fire alarms are a large project, since they involve installing and connecting more than 100 devices (detectors, pull stations, alarms, strobes, etc.) all over both the new buildings and the old buildings, which do not welcome new wiring gracefully.

Two masons continue to work on the stone columns at the entrance.

Mario and Douglas near completion on the exterior panels, then join Tyrone and Tyrone pouring concrete in the retaining wall post holes.




Four carpenters working around the Quaker House front entrance.

Two painters put a first coat on the Assembly Room folding doors.

Friday 🌞

Elevator installers arrive — only two, but enough to make a difference.

The elevator shaft immediately starts to look like an elevator shaft.



Four carpenters install a new door from the North Room to the small bathroom.



They also revise the boards on the front of the trash alcove.



Two painters work on the Lobby columns, the Douglas fir trim, and the entrance soffit.

Douglas and Mario are nearly finished with the architectural panels.



On the left two masons have set the capstones on the stone kneewall.

Four concrete workers excavate for the Carriage House planter.

Three electricians work on the fire alarm system.

Looking Ahead

The elevator having arrived, the end is more clearly in sight.

The list of upcoming tasks is a little shorter. The elevator will be installed, tested, and inspected.

The upper corridor flooring will be installed, allowing second floor office tenants to use the corridor, which allows us to turn their current stairwell into office space.

The plumbing replacement in the Meeting House will be completed and the walls patched up.

New vinyl tile will replace the now removed asbestos tile in the Meeting House hallway and kitchen.

More painting and trim installation are still ahead.

New pocket doors will be installed between the remaining Parlor space and the new upper hallway. The demolished Parlor shelves will be rebuilt.

Garden lights, cable railings, an irrigation system, grass and plants will be installed in the garden.

The new Carriage House Room cabinet will get a countertop and a big, square hanging light fixture.

Cabinets and counters will be installed in the Carriage House kitchenette.

The window in the Main Office will be replaced by a door into the Lobby.

The relocation of the door of the tiny Assembly Room bathroom will be completed.

The Assembly Room cork floor will be redone and Assembly Room final paint and trim will be applied.

The fire alarm system, telephone access system, and cipher locks will be finished.

The crews will be cleaning up and moving out and inspectors will come to call.

Final checks will be written, and new furniture will be ordered.

With a little more confidence, weeks to go . . .

