

Two HVAC workers troubleshoot Quaker House HVAC units and get the new unit in the new Carriage House Room started up so Monarc can dry out the subflooring before installing the final hard maple floor.



Douglas and Mario tear out the top layer of subflooring at the other end of that room and insert thin layers of material to raise the floor a small amount to more neatly meet the sill of the new folding doors.



They also install plastic curtains to contain the air conditioning in the corridors.



Four electricians temporarily lay down their fire alarm project to install a large transformer in preparation for shutting down Quaker House and Carriage House tomorrow and switching the main panel over to the new connection with the Meeting House.




Tuesday 🌞

Four carpenter work on door jambs, trim, and insulation.

That's why the Assembly Room doors look a little more finished than the last time you saw them.



They add drywall to the ceiling of the Lobby hallway.



This is the view through the hall to the Lobby,
with the Assembly Room doors on your right.

A roofer prepares metal trim.

An HVAC installer works to bring the new systems on line.

A concrete supervisor stops by to review the upcoming installation of an access ramp at the existing Decatur Place entry door.

A painter starts finish coats on the second floor corridor ceiling.

A flooring supervisor stops by to discuss threshold sizes and upcoming wood flooring.

Douglas and Mario work on cleanup and other small projects, including preparation of stone threshold locations.



Four electricians turn off all the power in Quaker House and Carriage House and connect them to the new main panel in the Storage Room. They also install conduit for floor boxes in the Lobby.

Seven masons continue to lay up stone on the elevator tower and extend the bluestone paving into the Lobby.



Douglas sprays the caution “**7,500 lbs**” on the steel beam in the elevator shaft. Apparently, we can’t all ride at the same time.


Wednesday 🌤️

Five carpenters work on ground floor drywall and patching.

Two flooring workers install vinyl tile in the recovering kitchenette.



And in the hallway ramp.



While four tile setters go to work on the new ADA bathroom.



Two painters paint ceilings and prep windows and doors.



Douglas and Mario work on site cleanup, thresholds, and temporary handrailings and pour a new pad for the Quaker House hot water heater.



Four electricians work on a shunt breaker and disconnect, floor boxes, and fire alarm wiring.

Two masons infill joints on the elevator shaft.

Six work on the Lobby floor.



The kitchenette cabinets are brought back to the site for reinstallation.

Alas, they were improperly stored and will have to be replaced.

Thursday 🌞

Three tilesetters complete the bathroom walls and floor.



Five carpenters install window mullions, plywood infill in the upper corridor, and drywall in the Meeting House lower hallway.

Two masons work on elevator shaft stone.



Friday ☀️

Four electricians work on shunt trip breaker and fire alarm wiring.

Five masons work on the Lobby floor.



Douglas, Mario, and Tyrone (all of Monarc's own crew) clean up hallways, complete demolition of door sill number 14 (from the new corridor into the Carriage House ground floor offices), move scaffolding, install floor protection, and cut out a stone detail for the window sidelights.

The daily Monarc report that is our primary source material for this weekly update was not delivered today. We will just have to wander the site looking for signs of earlier civilizations.

The elevator tower is fully clothed, so probably the masons were here today.



The Lobby floor is all over bluestone, so quite a few masons were involved.



Some wooden doors have arrived, destined for the lower corridor.




All that fire alarm work is starting to show visible traces.



Despite all that mullion work, none of these windows have mullions on the inside yet, so there's still a lot of finishing to do.



Holes have started to appear in our new cast-stone steps. Either we have stone moths, or the iron workers have been around today, preparing to install much needed railings.



The Carriage House mailboxes have migrated to the north side of the hall. When did that happen?



Looking Ahead

More paint and trim and some wood flooring.

The new air conditioning units are chugging along, drying out the subfloors for installation of the maple flooring in the upper corridor.



The new Carriage House Room will get maple flooring, a cabinet and countertop, and a big, square hanging light fixture.

Cabinets, counters, sinks, and a toilet will be installed in the Carriage House kitchenette and the new ADA bathroom.

The elevator tower stonework will be finished. The actual elevator will arrive next week and be installed.

The bluestone will extend into the Lobby and out onto the front steps.

The window in the Main Office will be replaced by a door into the Lobby.

An accessible ramp will be poured at the present Meeting House entrance to provide wheelchair access to Decatur Place Room.

The door of the tiny Assembly Room bathroom will be demolished and then reinstalled around the corner.

The terrace grades will be adjusted and cleaned up, moving toward laying down some automatic sprinkler systems and turf.

Outdoor railings will be installed.

Metal veneer panels and stone will be installed on the lower corridor and Lobby.

More work on the eaves and windows, etc.

Doors will get thresholds and locks and handles.

The telephone access system and cipher locks will be installed.

But this next week, Monday is a day off for construction. During the rest of the week, the Meeting House will be mostly closed because we are removing some asbestos pipe insulation and floor tiles and replacing the ancient Meeting House plumbing with nice new plumbing where it goes through eight rooms.

This list will start to get shorter.

And we unleash a new number . . .

