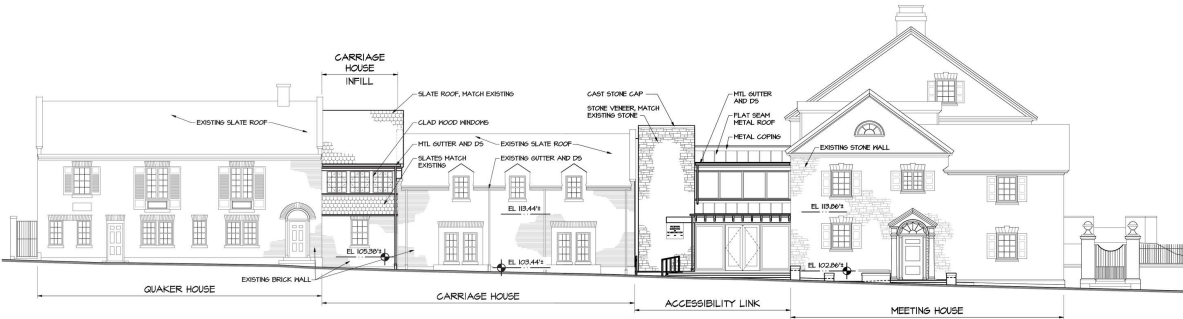


But that's not all.

In front of Quaker House, a site utilities worker pulls a vicious-looking knife



FMW Renovation Update

December 16, 2018

Write the things which thou hast seen,
and the things which are,
and the things which shall be hereafter.

— Revelations 1:19

Monday 🌤️

There may be Friends, at this point, who will view the apparition of an elevator in our midst as signaling the approach of the End Times.

Nonetheless, a great pit openeth, and copious clay doth issue therefrom.

By day's end, the elevator excavation was complete. And the evening and the morning were the first day.



and slices the street and sidewalk to ribbons.



His accomplices dig in, uncovering the very old DC water main into which we hope to connect.



They then apply an unconvincing bandage.



More drywall arrives.



and is applied to the bulkheads.



The carpenters also extend their work on the Quaker House corridor roof.



The new patio slab is unveiled.
The drains stick up above the slab to allow for the bluestone flags which will be added later.



An electrician installs temporary work lights in the new storage room.

Tuesday ☀️

The dig in front is extended from the street to the Carriage House wall where the earlier indoor sprinkler system plumbing emerges.



Indoors, the carpenters continue to apply drywall to the bulkheads.

Outdoors, they continue to extend the work on the Quaker House corridor roof.



The concrete crew forms and pours the elevator tower foundation.



And begins preparations for the Carriage House corridor floor slab.



Wednesday ☀️

After many delays, the stars align, and masons appear to attend to the corridor foundation wall, parging it on the outside, filling it with concrete on the inside, and decorating it with anchor bolts on the topside.



They also repair some previous work.

Because of the number of things that are happening in a small space, some of the trades occasionally dig, up, crush, or cut earlier work by others.



The concrete crew installs steel and forms for tomorrow's pour of the elevator pit on top of the new foundation.



The carpenters finish the plywood sheathing on the Quaker House corridor roof and install more drywall in the Assembly Room.




Thursday 🌤️

More of the same — elevator, water works, roof, Assembly Room.

The concrete workers finish the forms for the elevator pit

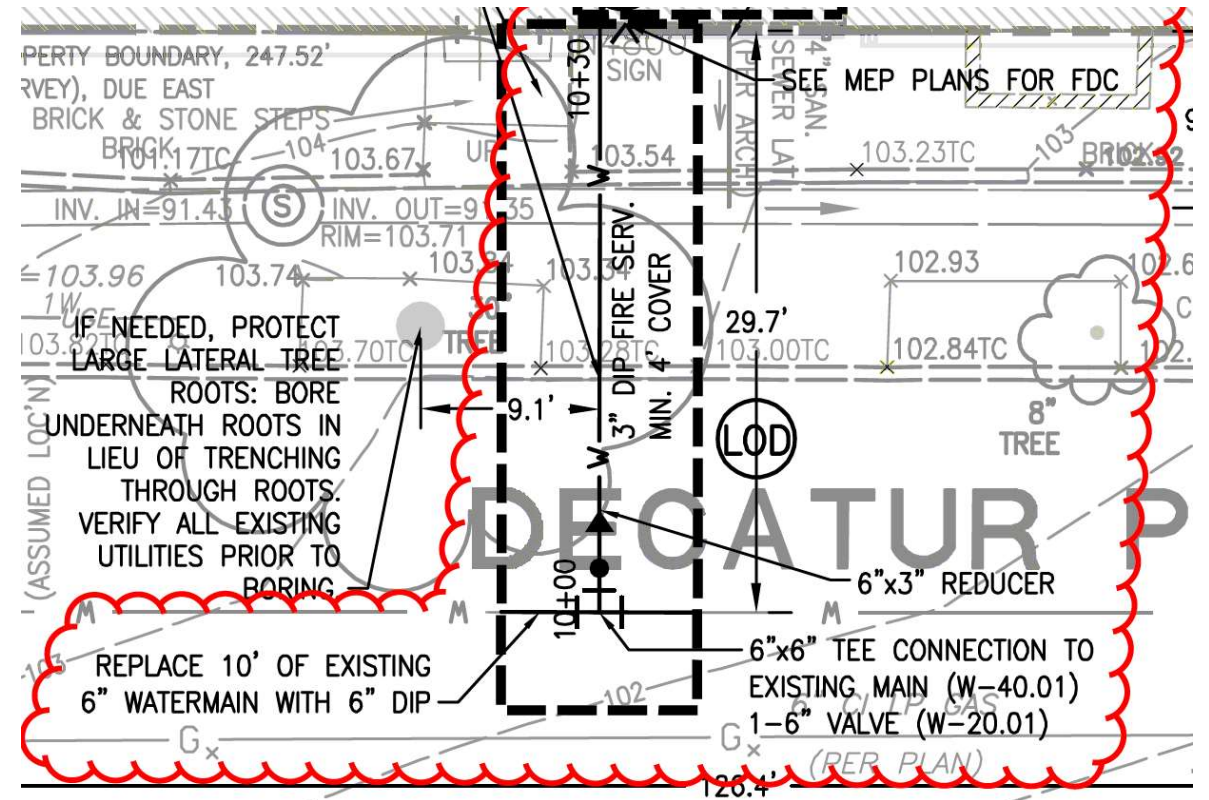


and fill them full of concrete.



Meanwhile, the site utilities crew performs open-pit surgery on the DC water main, blocking off Decatur Place all day and turning off the water supply for us and our neighbors.

Here's the plan:



It calls for connecting the city's 6-inch water main that runs under Decatur Place to our new 3-inch connection to our sprinkler system (buried beneath the floor of Carriage House in an earlier part of the work).

That requires the crew to quickly install this handsome T-shaped piece of hardware:



in this handsome T-shaped hole.




The red thing is the 6-inch valve that turns on the supply to our sprinkler system. The funnel on the right is a reducer that connects the 6-inch pipe to our 3-inch pipe. The crew has to cut a 10-foot section out of the DC water main and splice in the straight section of the T on the left.

DC Water turns off the supply to the main.

Unfortunately, their shut-off valve doesn't work very well, so when they open a hydrant to relieve the pressure, delicious DC tap water continues to gush out.



As it does when the crew cuts into the main.



With a pump running, they splice in the new section.



The valve rests on a concrete base, which they top with four round spacers and a round access hole, so future generations of plumbers can turn our supply off when needed.

Then comes the coverup.



Just the other side of that Carriage House wall, a new activity — two carpenters return to the ground floor space.



The ramp on the left opens out into the new corridor, with the new Storage Room door across the hall.

The carpenters frame the wall between the accessible bathroom and the kitchenette.



Carpenters, duct workers, and an electrician continue work in the Assembly Room, where the drywall has reached the taping stage.



Friday 🌧️

The rain behaves as predicted, holding off until afternoon and ending the longest dry spell we've enjoyed this year.

Four concrete workers show up and take the forms off the new elevator pit.



At the bottom of the pit, is a smaller, deeper pit. That's the sump, which is there to capture any water that makes its way into the pit (as it does in the basement of the Thai residency next door).

The water can't stay in the sump, so there will be a pump in the sump.

The sump pump dumps the water through the wall and into a floor drain in a closet in the office next door.

You might object that there ain't no closet in the office next door, and no floor drain neither.



As darkness closes in, with rain in the forecast, a lonely roofer installs temporary roofing on the new wood.

That would be very ungrammatical of you.

There's a closet in the plan, which is why Douglas went into the office yesterday and made off with a closet-sized piece of the floor.



Out in front, the utilities crew take the metal plates off their work and block the street with a large pile of crushed stone,



which they then shovel into the excavation.




The foundation having been parged, the waterproofers return and slap what looks like tar all over it.



The work order says it's "liquid membrane."

Up above, the concrete crew pours the landing at the foot of the new west stairs.



Carpenters finish the roof deck of the Quaker House Corridor.

They also continue framing walls on the Carriage House lower level.



The hallway ramp on the left is now clearly separated from the bathroom and kitchenette.

Inside the Assembly Room, drywallers and electricians continue to work.

An Urban Forestry official stops by to see how the trees are doing.

Rain is now predicted for 2½ days, only stopping Monday for the work to begin again. The site drainage is completely changed since the last big rain, so it will be . . . interesting.

Saturday ☁️

Steady rain, with flood warnings. The site looks a bit bedraggled.



But there is no standing water, except in the remaining excavations, and no flowing streams. The water from the Costa Rican Embassy is gurgling happily through the drainage basins and not through the Assembly Room.

Looking Ahead

As you might expect, continued work in the Assembly Room, moving toward ceiling installation.

At some point soon, three large holes will be opened in the west wall of the Assembly Room to make room for the three new, brighter and taller doors.

The masons will start to build the elevator tower above the new pit.

The remaining Carriage House corridor and Lobby floors will be poured, and steel will start to rise above the Lobby foundation.

The street work in Decatur Place is about done, but the work along Florida and Phelps Place is still to begin.